

Addressing Knowledge Deficits in Pediatric PGx: The GOLDILOKs Initiative at Children's Mercy Hospital

J. Steven Leeder, Pharm.D., Ph.D.
Children's Mercy Kansas City
Kansas City, MO

Grant Support

R01 HD058556: Exogenous and endogenous biomarkers of CYP2D6 variability in pediatrics (JS Leeder and Y Lin)

T32 HD069038: Research Fellowship Program in Pediatric Clinical and Developmental Pharmacology (GL Kearns; JS Leeder and SM Rahman)

U54 HD090258: Genomic- and Ontogeny-Linked Dose Individualization and clinical Optimization for Kids: GOLDILOKs (Leeder, PI)

Knowledge Deficits and Challenges for Pediatric PGx

- Clinically useful guidance regarding the Dose → Exposure relationship as a function of genotype (and ontogeny) in pediatric patients reflective those who will be treated with the medication
- The “unknown unknowns”: the limitation of extrapolating/scaling adult data pharmacogenomics data to children
- Addressing variability in drug response
- Considering pediatric patients as individual children

Redefining the Problem

~~Dose~~ → ~~Exposure~~ → ~~Response~~

Response → Exposure → Dose

What is the therapeutic
goal of drug
administration?

→

What exposure is
required to achieve the
desired response?

→

What dose must be
administered to
achieve that exposure?

Knowledge Deficits and Challenges for Pediatric PGx

- Clinically useful guidance regarding the Dose → Exposure relationship as a function of genotype (and ontogeny) in pediatric patients reflective those who will be treated with the medication
- The “unknown unknowns”: the limitation of extrapolating/scaling adult data pharmacogenomics data to children
- Addressing variability in drug response
- Considering pediatric patients as individual children

Atomoxetine Dosing Guidance (Product Monograph)

5.12 Laboratory Tests

Routine laboratory tests are not required.

CYP2D6 metabolism — Poor metabolizers (PMs) of CYP2D6 have a 10-fold higher AUC and a 5-fold higher peak concentration to a given dose of STRATTERA compared with extensive metabolizers (EMs). Approximately 7% of a Caucasian population are PMs. Laboratory tests are available to identify CYP2D6 PMs. The blood levels in PMs are similar to those attained by taking strong inhibitors of CYP2D6. The higher blood levels in PMs lead to a higher rate of some adverse effects of STRATTERA [see *Adverse Reactions (6.1)*].

5.13 Concomitant Use of Potent CYP2D6 Inhibitors or Use in patients who are known to be CYP2D6 PMs

Atomoxetine is primarily metabolized by the CYP2D6 pathway to 4-hydroxyatomoxetine. Dosage adjustment of STRATTERA may be necessary when coadministered with potent CYP2D6 inhibitors (e.g., paroxetine, fluoxetine, and quinidine) or when administered to CYP2D6 PMs. [See Dosage and Administration (2.4) and *Drug Interactions (7.2)*].



Atomoxetine Dosing Guidance (Product Monograph)

2 DOSAGE AND ADMINISTRATION

2.1 Acute Treatment

Dosing of children and adolescents up to 70 kg body weight — STRATTERA should be initiated at a total daily dose of approximately 0.5 mg/kg and increased after a minimum of 3 days to a target total daily dose of approximately 1.2 mg/kg administered either as a single daily dose in the morning or as evenly divided doses in the morning and late afternoon/early evening. No additional benefit has been demonstrated for doses higher than 1.2 mg/kg/day [see *Clinical Studies (14)*].

The total daily dose in children and adolescents should not exceed 1.4 mg/kg or 100 mg, whichever is less.

2.4 Dosing in Specific Populations

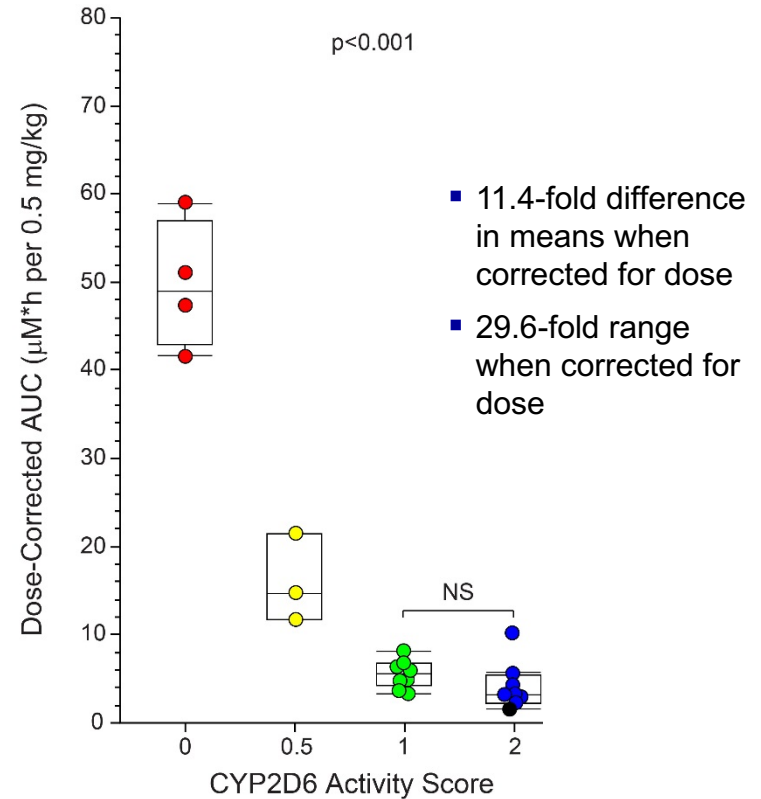
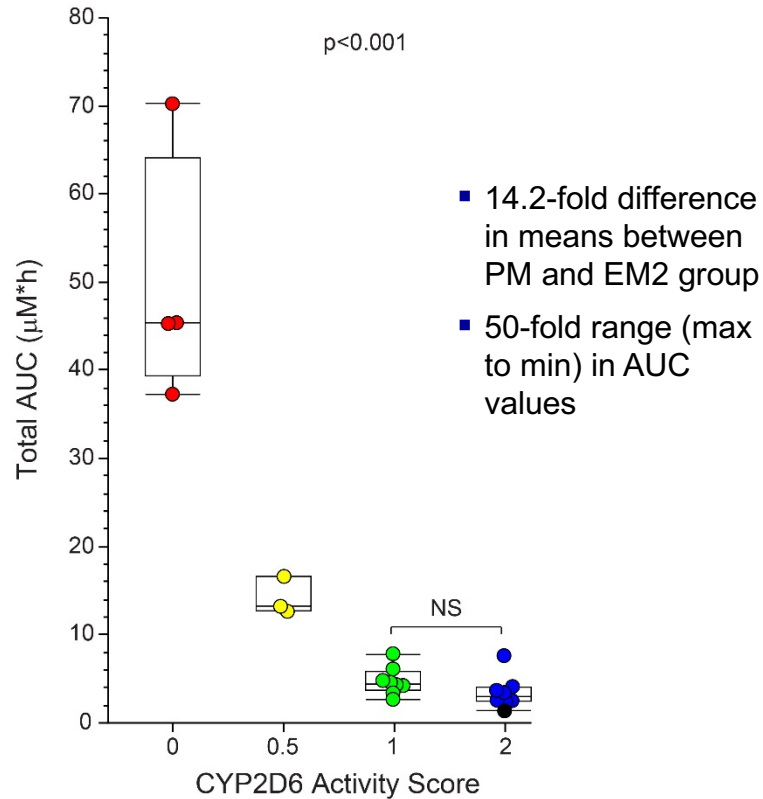
Dosing adjustment for use with a strong CYP2D6 inhibitor or in patients who are known to be CYP2D6 PMs — In children and adolescents up to 70 kg body weight administered strong CYP2D6 inhibitors, e.g., paroxetine, fluoxetine, and quinidine, or in patients who are known to be CYP2D6 PMs, STRATTERA should be initiated at 0.5 mg/kg/day and only increased to the usual target dose of 1.2 mg/kg/day if symptoms fail to improve after 4 weeks and the initial dose is well tolerated.

In children and adolescents over 70 kg body weight and adults administered strong CYP2D6 inhibitors, e.g., paroxetine, fluoxetine, and quinidine, STRATTERA should be initiated at 40 mg/day and only increased to the usual target dose of 80 mg/day if symptoms fail to improve after 4 weeks and the initial dose is well tolerated.

Population-based guidelines for regulatory purposes;
Limited value for patient-based individualization ...

Effect of CYP2D6 Genotype on Dose-Exposure Relationship Individual Perspective

Brown *et al. CPT* 2016; 99:642-50

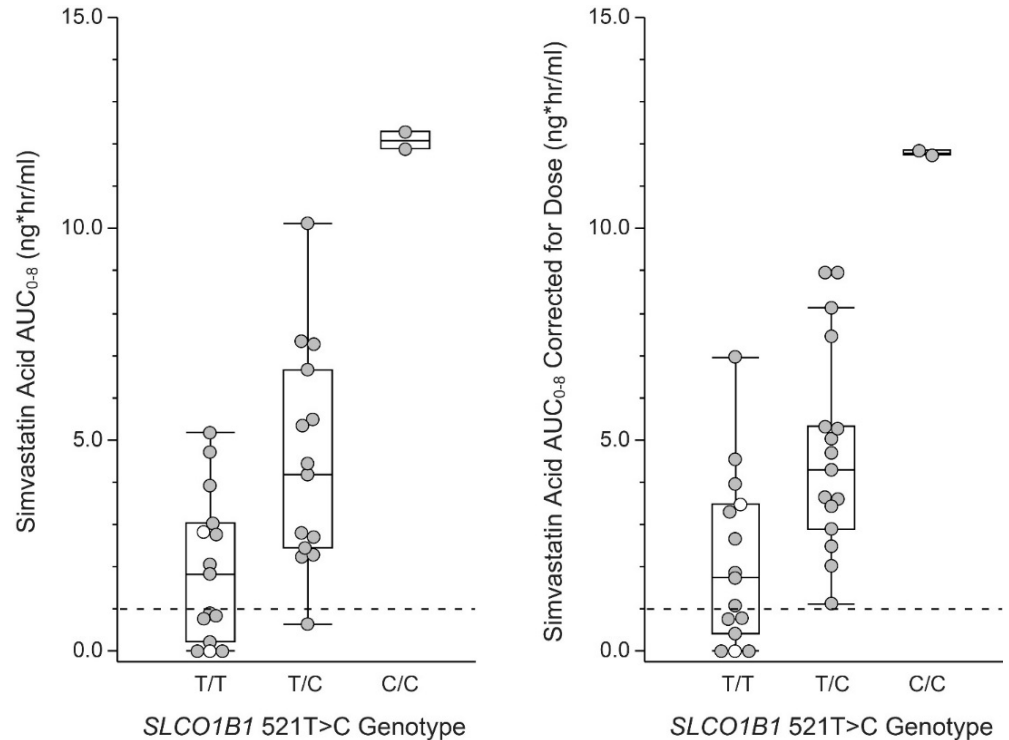


Knowledge Deficits and Challenges for Pediatric PGx

- Clinical useful guidance regarding the Dose → Exposure relationship as a function of genotype (and ontogeny) in pediatric patients reflective those who will be treated with the medication
- The “unknown unknowns”: the limitation of extrapolating/scaling adult data pharmacogenomics data to children
- Addressing variability in drug response
- Considering pediatric patients as individual children

Extrapolation of Adult Data to Pediatrics: Genotype-Stratified PK Study of Simvastatin

- Hydrolysis of lactone to form active acid form
- Assumptions of rapid hydrolysis and CYP3A metabolism
- Genotype-phenotype associations in adults replicated, but magnitude of effect greater in children –CC vs TT AUC ratio 6.1-fold vs 3.2-fold (adult)
- Sampling strategy based on adult experience; inadequate duration
- Negligible to undetectable SVA concentrations in 25% of subjects
- Considerable within-genotype variability, especially T/C heterozygotes; SVA formation issue?



Knowledge Deficits and Challenges for Pediatric PGx

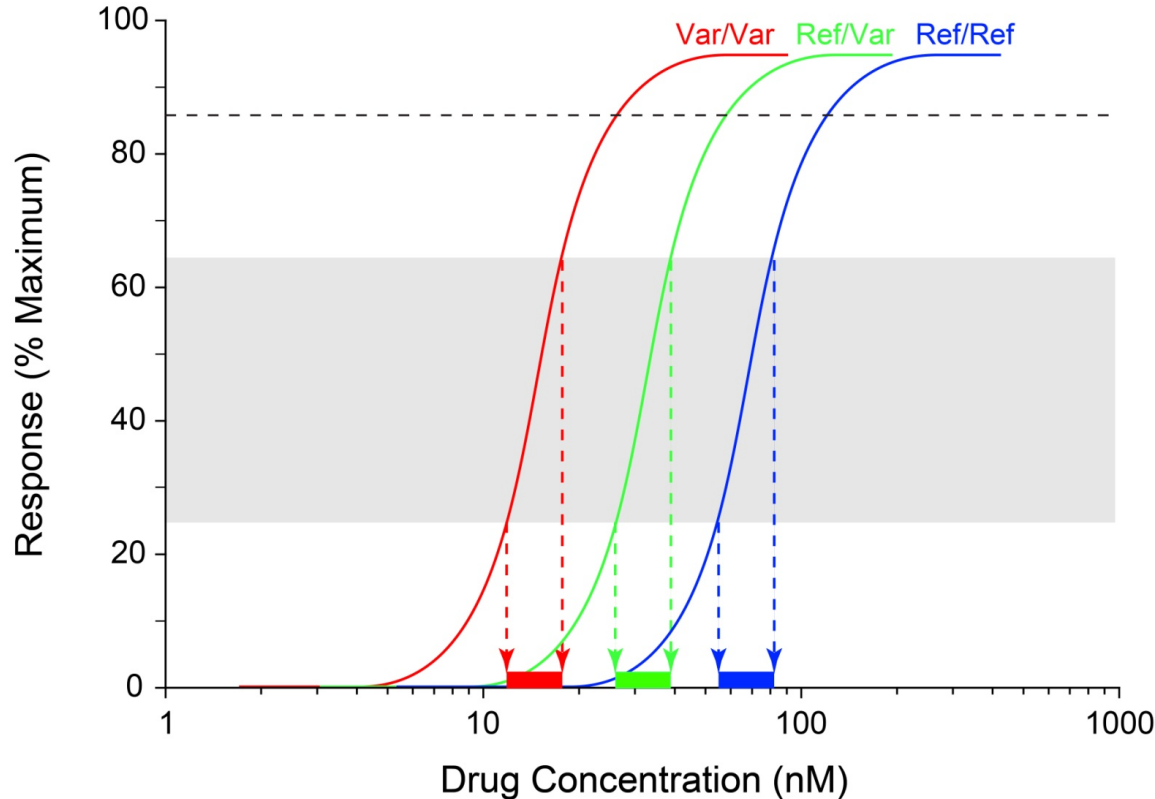
- Clinical useful guidance regarding the Dose → Exposure relationship as a function of genotype (and ontogeny) in pediatric patients reflective those who will be treated with the medication
- The “unknown unknowns”: the limitation of extrapolating/scaling adult data pharmacogenomics data to children
- Addressing variability in drug response
- Considering pediatric patients as individual children

Implications of Focus on Variability in Response at the Target(s) of Drug Action

- With current dosing regimens, different drug phenotypes generally can be ascertained in the treated population (“responders”; “non-responders”; “partial responders”)
- For “non-responders”
 - Inadequate exposure?
 - Low level expression or non-functional drug target?
- What drug exposure is required to elicit the desired response for a given drug target genetic variant?
- For that same individual, what dose is required to provide that exposure?
- Need for tools for individualization of doses to achieve desired exposure

Response → Exposure → Dose

Effect of Variability in Drug Target Expression

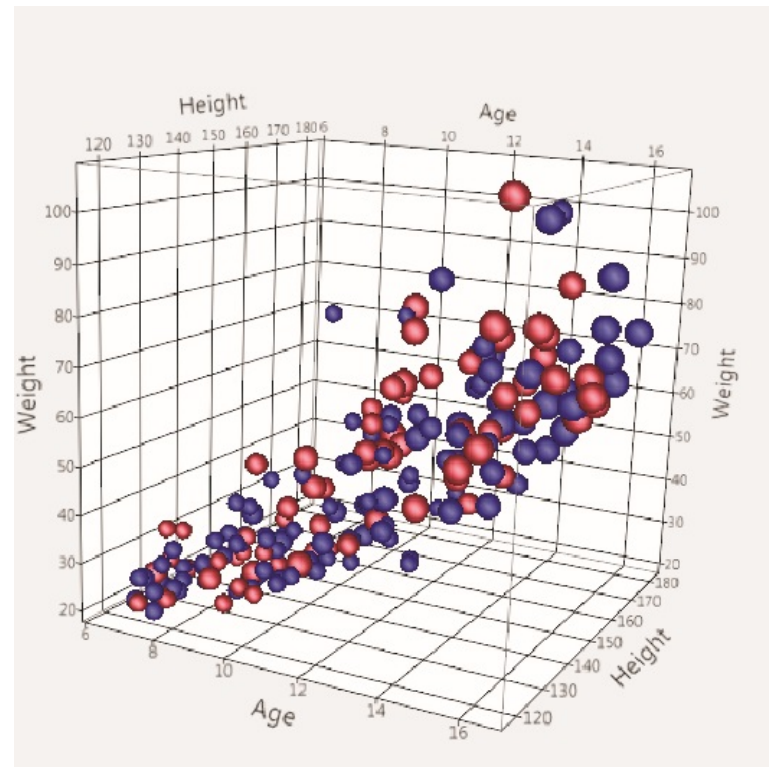
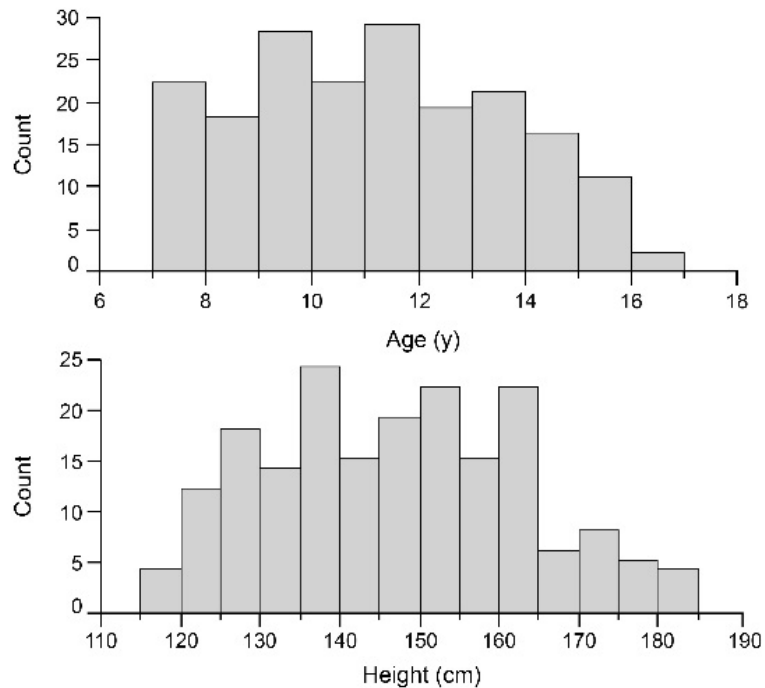


Different drug exposures are required to achieve equivalent drug responses, depending on level of drug target expression (or function)

Knowledge Deficits and Challenges for Pediatric PGx

- Clinical useful guidance regarding the Dose → Exposure relationship as a function of genotype (and ontogeny) in pediatric patients reflective those who will be treated with the medication
- The “unknown unknowns”: the limitation of extrapolating/scaling adult data pharmacogenomics data to children
- Addressing variability in drug response
- Considering pediatric patients as individual children

For Precision Therapeutics in Children, Think “Individual”, Not “Population”

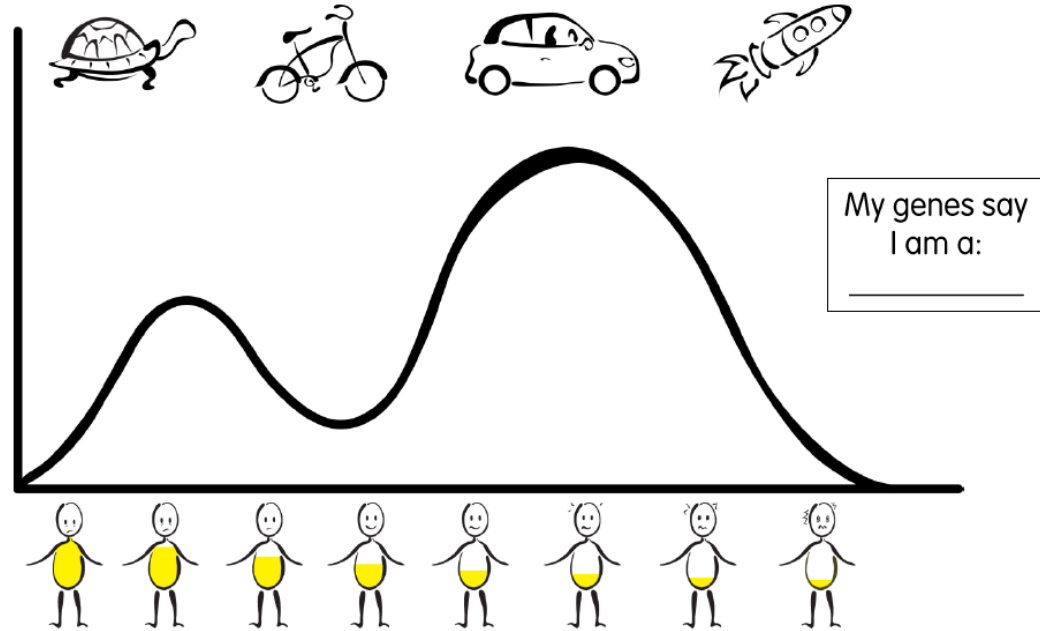
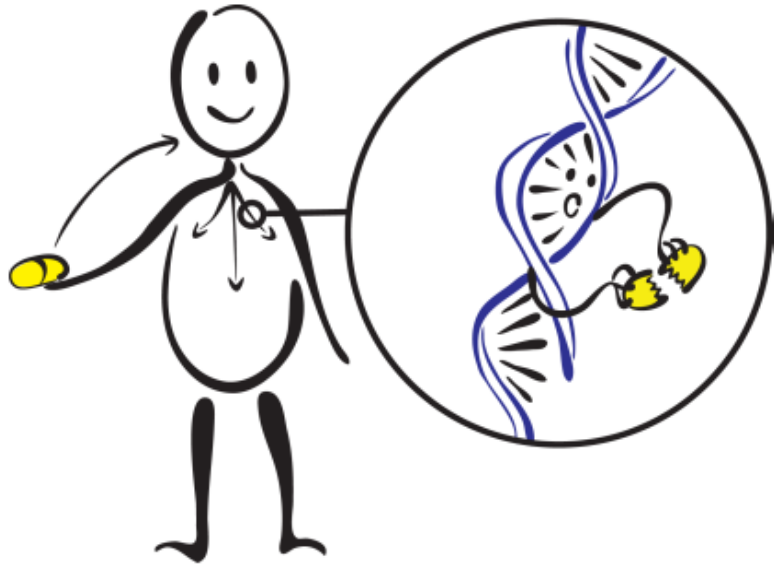


Take Home Message

Genomic- and
Ontogeny-
Linked
Dose
Individualization and
cLinical
Optimization for
Kids

- “Not too big, not too small ... the dose of medication that is ‘just right’ for your child”
- Takes into consideration those factors that make each child unique
 - Genome
 - Stage of development (ontogeny)
- “Response → Exposure → Dose” paradigm
- Focus on the individual’s **drug target genotype**, determine the right exposure for that genotype, and the dose required to achieve the desired exposure

Engaging Patients and Families



Complex Problems, Multidisciplinary Teams

Pharmacogenetics:

Andrea Gaedigk, PhD
Roger Gaedigk, PhD

In Vitro/In Vivo Phenotyping:

Robin Pearce, PhD

Gene Regulation:

Carrie Vyhldal, PhD

Analytical chemistry:

Leon van Haandel, PhD

Quantitative pharmacology:

Susan Abdel-Rahman, PharmD
Chelsea Hosey, PhD

Faculty:

Mara Becker, MD, MSCE (Rheumatology)
Ben Black, MD (Development & Behavioral)
Jen Goldman, MD (Infectious Diseases)
Bridgette Jones, MD (Allergy & Immunology)
Tamorah Lewis, MD, PhD (Neonatology)
Valentina Shakhnovich, MD (Gastroenterology)
Stephani Stancil, APRN (Adolescent Medicine)
Jaszianne Tolbert, MD (Oncology)
Jon Wagner, DO (Cardiology)

Trainees:

Jean Dinh, PharmD, PhD
Matt McLaughlin, MD (Rehab Medicine)

Knowledge Deficits and Challenges for Pediatric PGx

- Clinical useful guidance regarding the Dose → Exposure relationship as a function of genotype (and ontogeny) in pediatric patients reflective those who will be treated with the medication
- The “unknown unknowns”: the limitation of extrapolating/scaling adult data pharmacogenomics data to children
- Addressing variability in drug response
- Considering pediatric patients as individual children
- Lack of prospective validation of marketed pharmacogenetic tests

Application of Genetic Association Data to Inform Clinical Decisions for Individual Patients

J Neural Transm (2008) 115: 341–345
DOI 10.1007/s00702-007-0835-0
Printed in The Netherlands

— Journal of —
Neural
Transmission

ADRA2 rs1800544 (-1291 C>G; $f_C=0.62$)
Response: $\geq 50\%$ decrease in SNAP-IV score
 $p=0.016$

Adrenergic $\alpha 2A$ receptor gene and response to methylphenidate in attention-deficit/hyperactivity disorder-predominantly inattentive type

T. L. da Silva¹, T. G. Pianca¹, T. Roman², M. H. Hutz³, S. V. Faraone⁴, M. Schmitz¹, L. A. Rohde¹

	G allele (+) (G/G or G/C)	G allele (-) (C/C)
Improvement	29	9
No Improvement	11	10

Sensitivity: $29/38= 76.3\%$
Specificity: $10/21= 47.6\%$

Positive Predictive Value= $29/40 =72.5\%$
Negative Predictive Value= $10/19= 52.6\%$

Application of Genetic Association Data to Inform Clinical Decisions for Individual Patients

Response: “Much improved” or “very much improved” on CGI
p=0.015

The Pharmacogenomics Journal (2014) 14, 295–302
© 2014 Macmillan Publishers Limited All rights reserved 1470-269X/14
www.nature.com/tpj



ORIGINAL ARTICLE

Positive effects of methylphenidate on hyperactivity are moderated by monoaminergic gene variants in children with autism spectrum disorders


JT McCracken¹, KK Badashova¹, DJ Posey², MG Aman³, L Scahill⁴, E Tierney⁵, LE Arnold³, B Vitiello⁶, F Whelan¹, SZ Chuang⁷, M Davies⁷, B Shah¹, CJ McDougle⁸ and EL Nurmi¹

	G allele (+) (G/G or G/C)	G allele (-) (C/C)
Improvement	12	20
No Improvement	18	8

Sensitivity: $12/38 = 31.6\%$
Specificity $8/26 = 30.8\%$

Positive Predictive Value: $12/30 = 40.0\%$
Negative Predictive Value: $8/28 = 28.6\%$

Engaging Patients and Families



Engaging Patients and Families

