

If you are interested in high resolution versions of these or other medical research related images please contact:

Susan Abdel-Rahman, Pharm.D.

Chief, Section of Therapeutic Innovation

Division of Clinical Pharmacology, Toxicology, and Therapeutic Innovation

Children's Mercy Kansas City

2401 Gillham Road

Ste. 0411.08


Kansas City, MO 64108

P: (816) 234-3059

E: srahman@cmh.edu

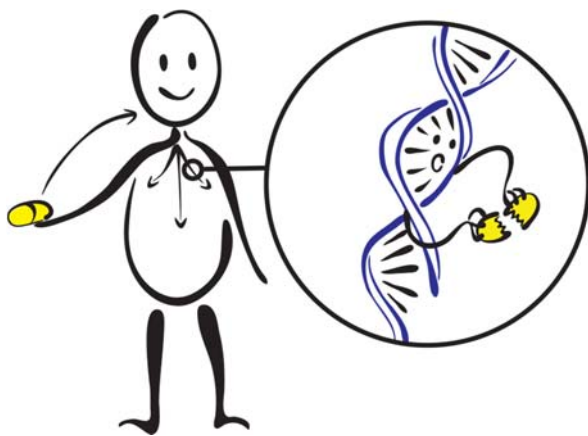
My Study Book





My Study Book

Medicines work differently in different people because every person breaks down medicine differently. This

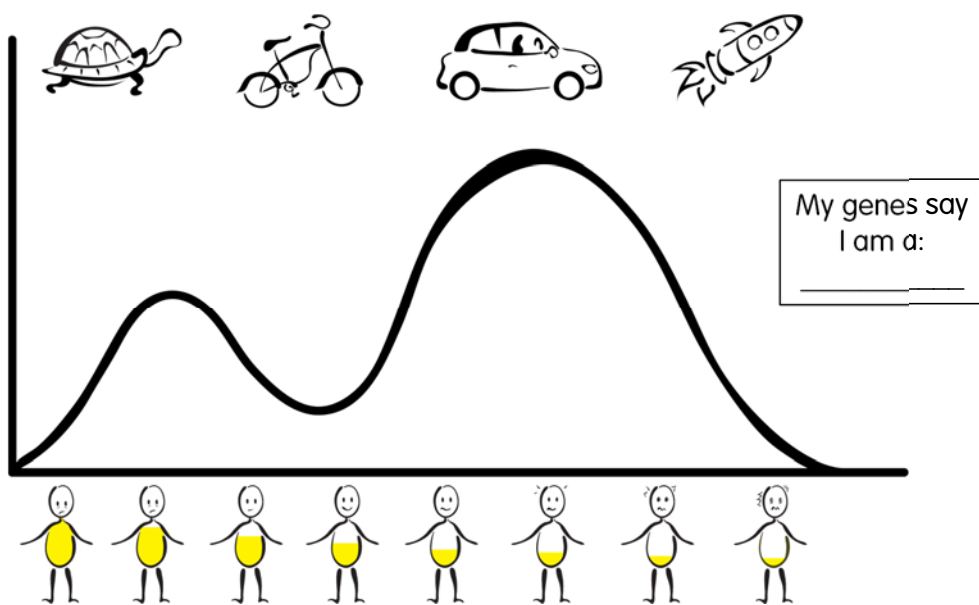


determines how quickly the medicine leaves your body. Genes are part of what make you the person you are. Your genes can tell us how quickly medicine leaves your body.

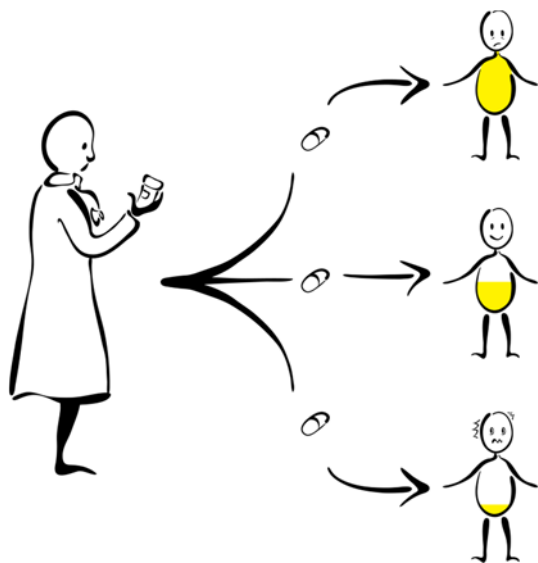
My Study Book

- For the medicine your doctor wants to give you, some people break down medicine slowly like a turtle and some break down medicine quickly like a rocket.
- Turtles may feel sick because the medicine leaves slowly and they have too much in their bodies.
- Rockets may feel sick because the medicine leaves quickly and they have too little in their bodies.
- Feeling sick might mean you start to feel grouchy, have a bad headache, have a fast heartbeat or a heartbeat that does not feel normal.

My Study Book



My Study Book



- Doctors read instructions to find out how much medicine to give you.
- Even when the doctor follows all the instructions, the dose may be too much, or too little depending on your genes.
- Without looking at your genes, the doctor will not know if your dose will be too much, too little, or just right for YOU.

My Study Book




- We'd like to learn how quickly or slowly you break down your medicine to find the dose that is just right for YOU.
- We will ask a lot of questions to learn how to make this medicine work best for you.

My Study Book



- We will determine a starting dose that we think will be just right for YOU.
- We will change the dose if you are not getting better, or if you start to feel sick.

IMPORTANT: You or your doctor can stop the study at any time! This may happen if you start to feel sick or you feel like you aren't getting better, or if you just don't want to be in the study anymore for ANY reason. No one will be mad if you decide to stop.



The First Research Visit

- Your first research visit is today!
- If you say yes to being in the study, we need to start learning more about you to decide what dose of medicine to give you.



The First Research Visit



We will ask you and your parents questions about how you are doing at school and at home.



We will listen to your heart to make sure it is healthy and strong.

The First Research Visit



We will also check your heart's activity.



We take some blood to help us figure out how quickly or slowly you will break down the study medication. This will involve a needle stick.

The First Research Visit



We are going to ask for some pee...
Please pee in the cup that we give you!



We will also ask for you to spit
in a tube as well!

The First Research Visit

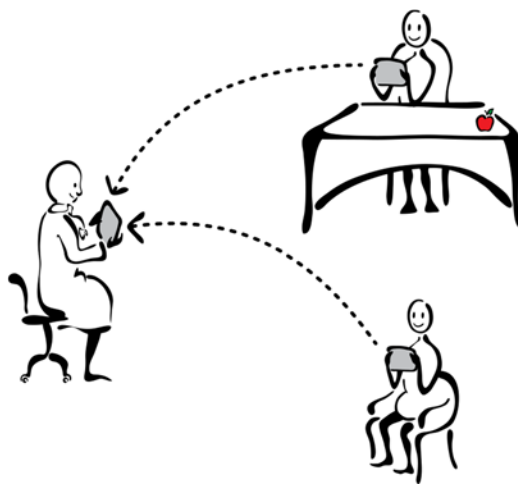


Finally, we will ask you to play some computer games. This helps us figure out how you think.



Thank you so much for all your hard work today!

The First Clinic Visit



We will ask your parents and teachers about how you are doing at school and at home.



Welcome!

The First Clinic Visit



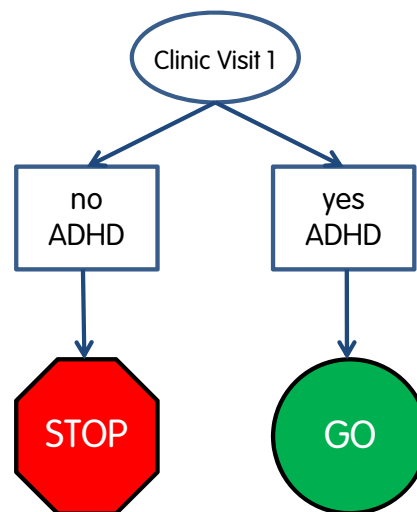
We will ask you and your parents about how you feel and how you are doing at home and at school. We want you to ask questions too!




We will listen to your heart to make it is healthy and strong.

The First Clinic Visit

- Based on the answers from you, your parents, and your teachers, your doctors will decide if you have ADHD
- If you **DO NOT** have ADHD, you will not be asked to be in the rest of the study.
- If you **DO** have ADHD, you can be in the rest of the study.



Research Visits



We will call you to schedule your study visits once we have a dose of medicine we think will work for you.



No eating starting midnight before your study visits! Drinking water is okay though!

Research Visits



Welcome!



We are going to ask for some pee...
Please pee in the cup we give you!

Research Visits



We will also take some blood. After this, we will give you your medicine. We will be taking blood throughout the day but there should be only one needle stick.



We will put two sweat patches on your back. These will feel like stickers. We will remove these throughout the day.

Research Visits



We will also ask for you to spit in a tube as well!



We will ask you to play some computer games. This lets us know how the medicine helps you think.

Research Visits

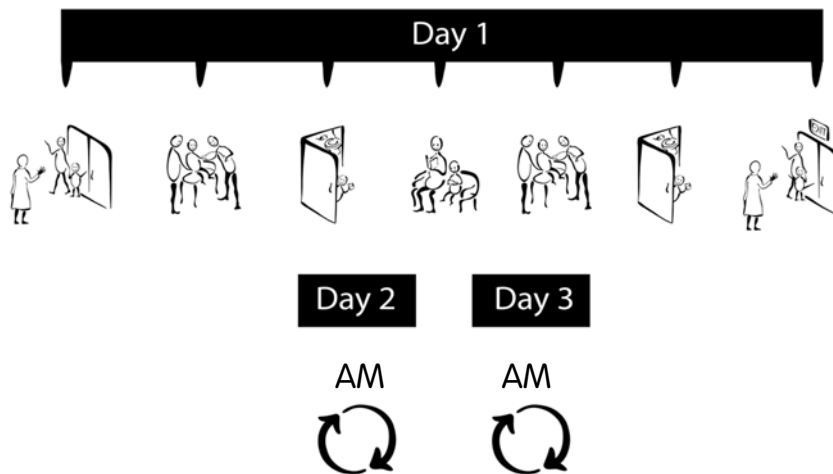


There will be a lot of free time on the first day of your study visits! Feel free to bring things to do. We also have movies and games for you too!



Thanks for all your hard work today!

Depending on if you are a turtle or a rocket, you may be asked to come back the following two days. Don't worry, these are not all day visits! We just need to take some blood on the mornings of Day 2 and Day 3.



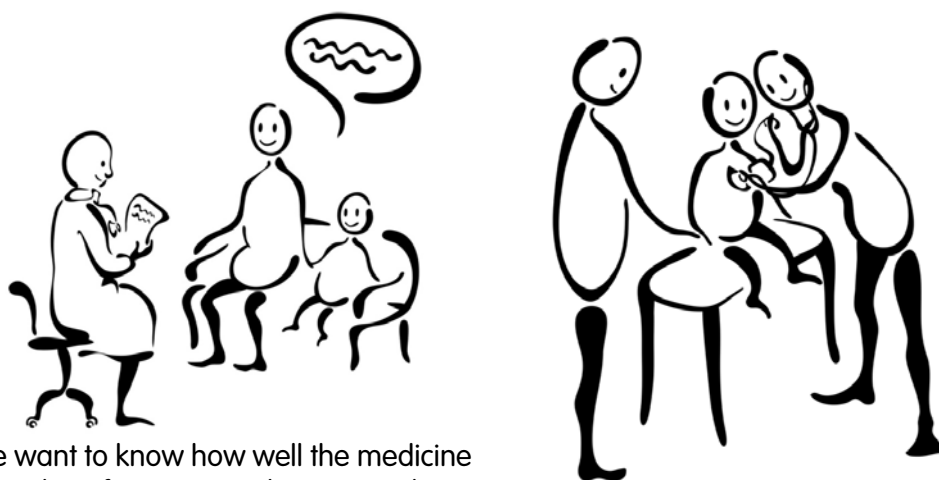
Clinic Visits



We will ask your parents and teachers about how you are doing at school and at home.

Welcome!

Clinic Visits



We want to know how well the medicine is working for you. We also want to know if you start feeling sick when you take this medication. We want you to ask questions too!

We will listen to your heart to make it is healthy and strong while you are taking this medication.

I have read and discussed the consent form with the study team. The following are my questions and the answers given to me.

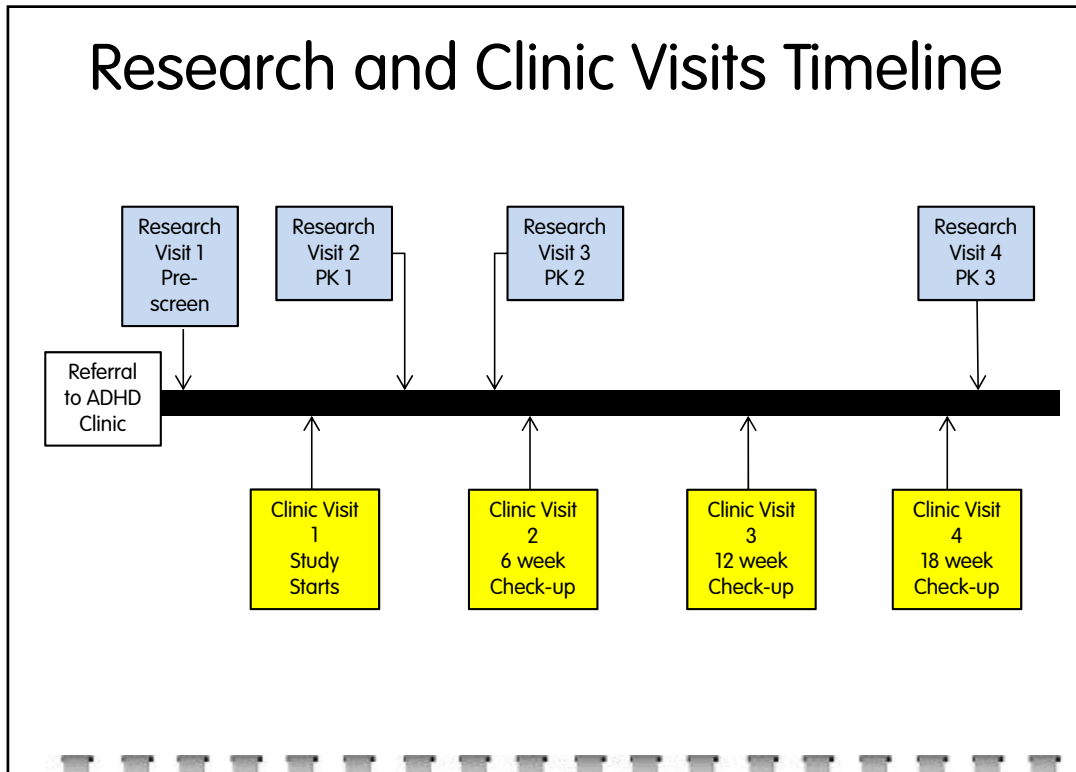
Questions About Study:

Answers to Questions:

Questions About Study:

Answers to Questions:

Research and Clinic Visits Timeline



Clinic and Research Visits

After your first Research Visit, you will have 4 Clinic Visits and 3 Study Visits. Clinic Visits will be at the ADHD Clinic. Study visits will be at the Pediatric Clinical Research Unit (PCRU). Depending on what we learn, your Study visits may be longer.

My Clinic Visits Are:

Clinic Visit 1: _____

Clinic Visit 2: _____

Clinic Visit 3: _____

Clinic Visit 4: _____

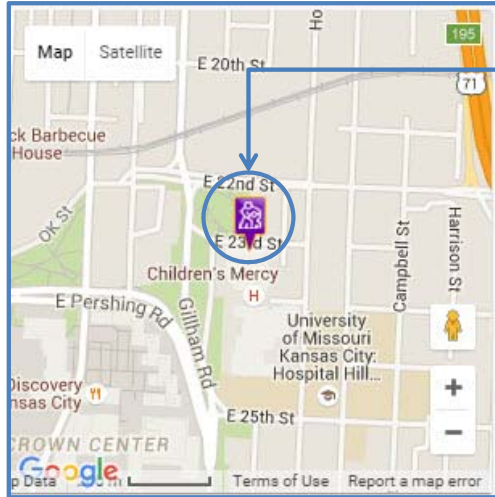
My Research Visits Are:

Research Visit 1: _____

Research Visit 2: _____

Research Visit 3: _____

Research Visits → PCRU

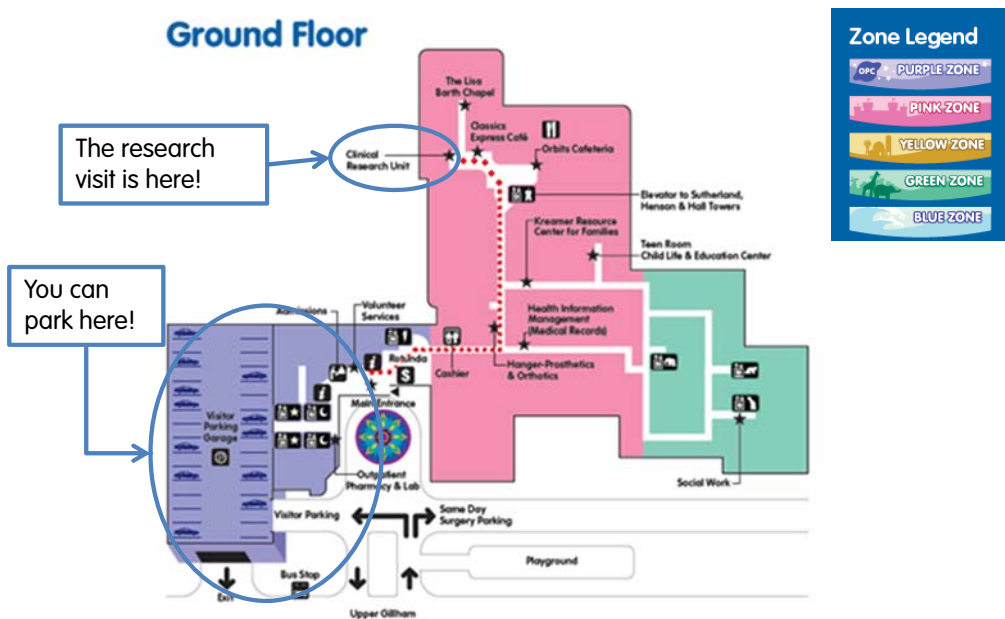


All Research Visits are at:
Children's Mercy Hospital Main Campus
(Adele Hall Campus)
2401 Gillham Road
Kansas City, MO 64108



Research Visits → PCRU

Ground Floor



When you take your medicine, put a sticker on your calendar!



Month:

Sunday	Monday	Tuesday	Wednesday	Thursday	Friday	Saturday
<input type="checkbox"/> can you see me?	<input type="checkbox"/> taken your med yet?	<input type="checkbox"/> oops, I'm still open!	<input type="checkbox"/> cover me!	<input type="checkbox"/> don't forget your med!	<input type="checkbox"/> I can see you!	<input type="checkbox"/> I need a sticker!
<input type="checkbox"/> I need a sticker!	<input type="checkbox"/> I can see you!	<input type="checkbox"/> can you see me?	<input type="checkbox"/> taken your med yet?	<input type="checkbox"/> oops, I'm still open!	<input type="checkbox"/> cover me!	<input type="checkbox"/> don't forget your med!
<input type="checkbox"/> don't forget your med!	<input type="checkbox"/> I can see you!	<input type="checkbox"/> I need a sticker!	<input type="checkbox"/> I can see you!	<input type="checkbox"/> can you see me?	<input type="checkbox"/> taken your med yet?	<input type="checkbox"/> oops, I'm still open!
<input type="checkbox"/> oops, I'm still open!	<input type="checkbox"/> cover me!	<input type="checkbox"/> don't forget your med!	<input type="checkbox"/> I can see you!	<input type="checkbox"/> I need a sticker!	<input type="checkbox"/> I can see you!	<input type="checkbox"/> can you see me?
<input type="checkbox"/> can you see me?	<input type="checkbox"/> taken your med yet?	<input type="checkbox"/> oops, I'm still open!	<input type="checkbox"/> cover me!	<input type="checkbox"/> don't forget your med!	<input type="checkbox"/> I can see you!	<input type="checkbox"/> I need a sticker!

Month:						
Sunday	Monday	Tuesday	Wednesday	Thursday	Friday	Saturday
<input type="checkbox"/> can you see me?	<input type="checkbox"/> taken your med yet?	<input type="checkbox"/> oops, I'm still open!	<input type="checkbox"/> cover me!	<input type="checkbox"/> don't forget your med!	<input type="checkbox"/> I can see you!	<input type="checkbox"/> I need a sticker!
<input type="checkbox"/> I need a sticker!	<input type="checkbox"/> I can see you!	<input type="checkbox"/> can you see me?	<input type="checkbox"/> taken your med yet?	<input type="checkbox"/> oops, I'm still open!	<input type="checkbox"/> cover me!	<input type="checkbox"/> don't forget your med!
<input type="checkbox"/> don't forget your med!	<input type="checkbox"/> I can see you!	<input type="checkbox"/> I need a sticker!	<input type="checkbox"/> I can see you!	<input type="checkbox"/> can you see me?	<input type="checkbox"/> taken your med yet?	<input type="checkbox"/> oops, I'm still open!
<input type="checkbox"/> oops, I'm still open!	<input type="checkbox"/> cover me!	<input type="checkbox"/> don't forget your med!	<input type="checkbox"/> I can see you!	<input type="checkbox"/> I need a sticker!	<input type="checkbox"/> I can see you!	<input type="checkbox"/> can you see me?
<input type="checkbox"/> can you see me?	<input type="checkbox"/> taken your med yet?	<input type="checkbox"/> oops, I'm still open!	<input type="checkbox"/> cover me!	<input type="checkbox"/> don't forget your med!	<input type="checkbox"/> I can see you!	<input type="checkbox"/> I need a sticker!

Month:						
Sunday	Monday	Tuesday	Wednesday	Thursday	Friday	Saturday
<input type="checkbox"/> can you see me?	<input type="checkbox"/> taken your med yet?	<input type="checkbox"/> oops, I'm still open!	<input type="checkbox"/> cover me!	<input type="checkbox"/> don't forget your med!	<input type="checkbox"/> I can see you!	<input type="checkbox"/> I need a sticker!
<input type="checkbox"/> I need a sticker!	<input type="checkbox"/> I can see you!	<input type="checkbox"/> can you see me?	<input type="checkbox"/> taken your med yet?	<input type="checkbox"/> oops, I'm still open!	<input type="checkbox"/> cover me!	<input type="checkbox"/> don't forget your med!
<input type="checkbox"/> don't forget your med!	<input type="checkbox"/> I can see you!	<input type="checkbox"/> I need a sticker!	<input type="checkbox"/> I can see you!	<input type="checkbox"/> can you see me?	<input type="checkbox"/> taken your med yet?	<input type="checkbox"/> oops, I'm still open!
<input type="checkbox"/> oops, I'm still open!	<input type="checkbox"/> cover me!	<input type="checkbox"/> don't forget your med!	<input type="checkbox"/> I can see you!	<input type="checkbox"/> I need a sticker!	<input type="checkbox"/> I can see you!	<input type="checkbox"/> can you see me?
<input type="checkbox"/> can you see me?	<input type="checkbox"/> taken your med yet?	<input type="checkbox"/> oops, I'm still open!	<input type="checkbox"/> cover me!	<input type="checkbox"/> don't forget your med!	<input type="checkbox"/> I can see you!	<input type="checkbox"/> I need a sticker!

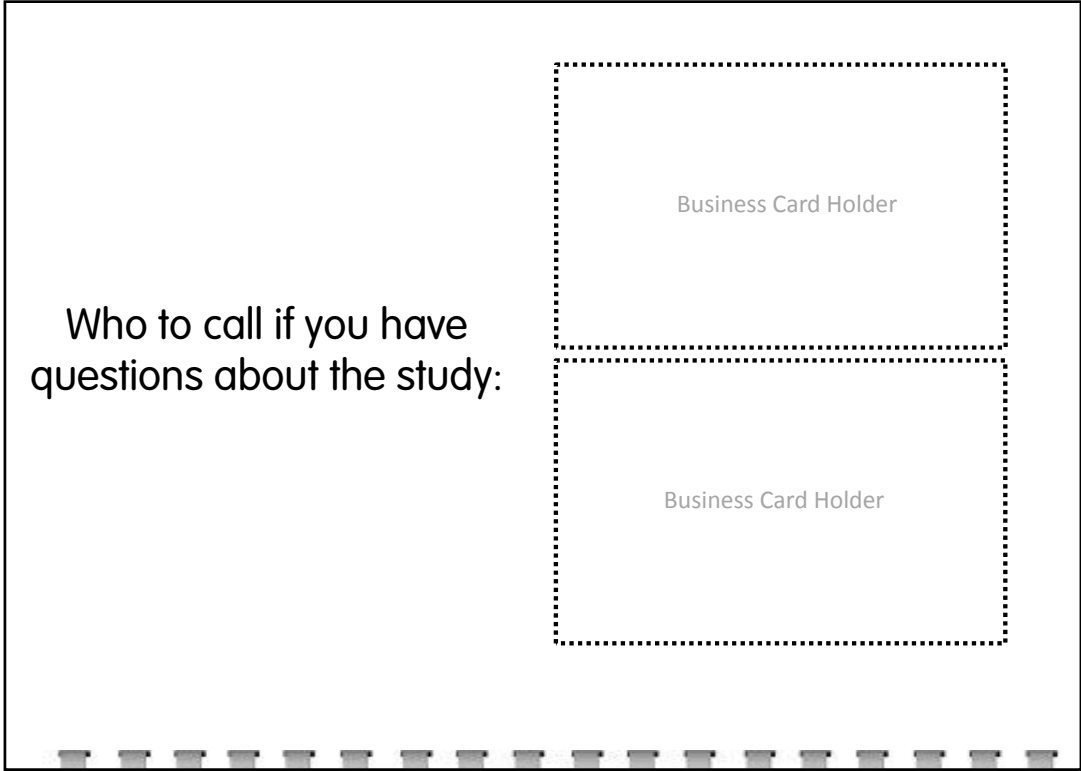
Month:						
Sunday	Monday	Tuesday	Wednesday	Thursday	Friday	Saturday
<input type="checkbox"/> can you see me?	<input type="checkbox"/> taken your med yet?	<input type="checkbox"/> oops, I'm still open!	<input type="checkbox"/> cover me!	<input type="checkbox"/> don't forget your med!	<input type="checkbox"/> I can see you!	<input type="checkbox"/> I need a sticker!
<input type="checkbox"/> I need a sticker!	<input type="checkbox"/> I can see you!	<input type="checkbox"/> can you see me?	<input type="checkbox"/> taken your med yet?	<input type="checkbox"/> oops, I'm still open!	<input type="checkbox"/> cover me!	<input type="checkbox"/> don't forget your med!
<input type="checkbox"/> don't forget your med!	<input type="checkbox"/> I can see you!	<input type="checkbox"/> I need a sticker!	<input type="checkbox"/> I can see you!	<input type="checkbox"/> can you see me?	<input type="checkbox"/> taken your med yet?	<input type="checkbox"/> oops, I'm still open!
<input type="checkbox"/> oops, I'm still open!	<input type="checkbox"/> cover me!	<input type="checkbox"/> don't forget your med!	<input type="checkbox"/> I can see you!	<input type="checkbox"/> I need a sticker!	<input type="checkbox"/> I can see you!	<input type="checkbox"/> can you see me?
<input type="checkbox"/> can you see me?	<input type="checkbox"/> taken your med yet?	<input type="checkbox"/> oops, I'm still open!	<input type="checkbox"/> cover me!	<input type="checkbox"/> don't forget your med!	<input type="checkbox"/> I can see you!	<input type="checkbox"/> I need a sticker!

Month:						
Sunday	Monday	Tuesday	Wednesday	Thursday	Friday	Saturday
<input type="checkbox"/> can you see me?	<input type="checkbox"/> taken your med yet?	<input type="checkbox"/> oops, I'm still open!	<input type="checkbox"/> cover me!	<input type="checkbox"/> don't forget your med!	<input type="checkbox"/> I can see you!	<input type="checkbox"/> I need a sticker!
<input type="checkbox"/> I need a sticker!	<input type="checkbox"/> I can see you!	<input type="checkbox"/> can you see me?	<input type="checkbox"/> taken your med yet?	<input type="checkbox"/> oops, I'm still open!	<input type="checkbox"/> cover me!	<input type="checkbox"/> don't forget your med!
<input type="checkbox"/> don't forget your med!	<input type="checkbox"/> I can see you!	<input type="checkbox"/> I need a sticker!	<input type="checkbox"/> I can see you!	<input type="checkbox"/> can you see me?	<input type="checkbox"/> taken your med yet?	<input type="checkbox"/> oops, I'm still open!
<input type="checkbox"/> oops, I'm still open!	<input type="checkbox"/> cover me!	<input type="checkbox"/> don't forget your med!	<input type="checkbox"/> I can see you!	<input type="checkbox"/> I need a sticker!	<input type="checkbox"/> I can see you!	<input type="checkbox"/> can you see me?
<input type="checkbox"/> can you see me?	<input type="checkbox"/> taken your med yet?	<input type="checkbox"/> oops, I'm still open!	<input type="checkbox"/> cover me!	<input type="checkbox"/> don't forget your med!	<input type="checkbox"/> I can see you!	<input type="checkbox"/> I need a sticker!

Who to call if you have questions about the study:

Business Card Holder

Business Card Holder

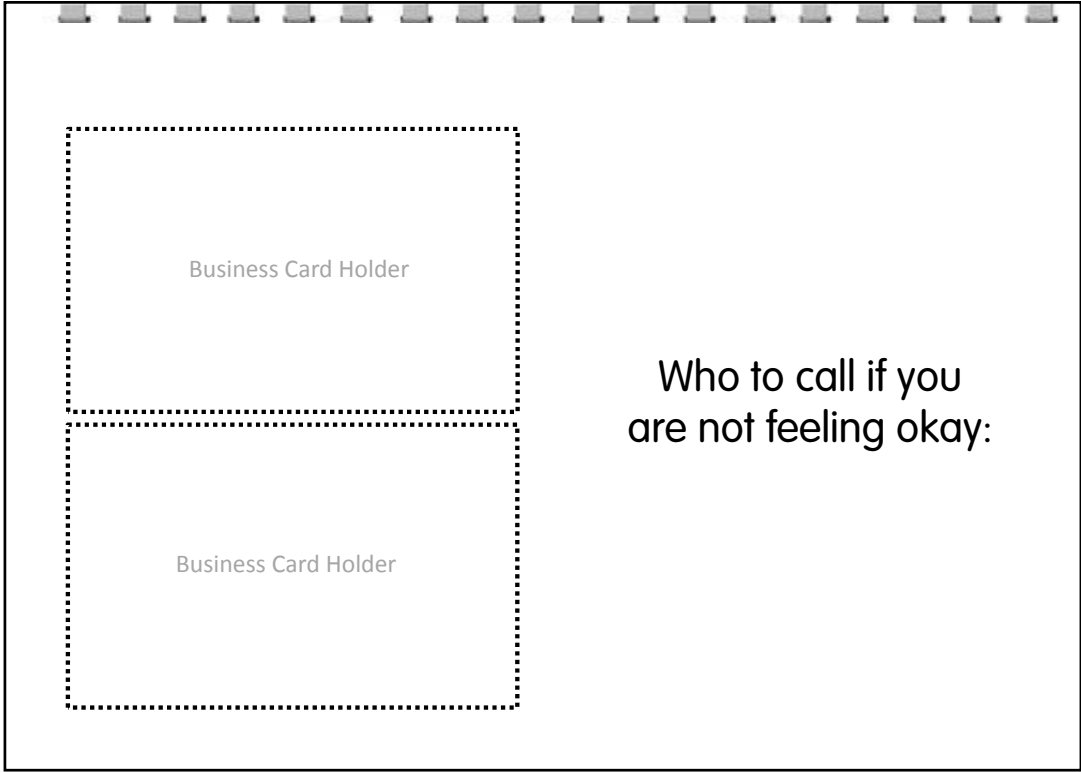


This panel is a rectangular box with a solid black border. On the left side, the text "Who to call if you have questions about the study:" is written in a black sans-serif font. To the right of this text are two vertically stacked rectangular boxes with dotted borders. Each of these dotted boxes contains the text "Business Card Holder" in a light gray sans-serif font. Along the bottom edge of the main box, there is a horizontal row of 15 small, gray, rectangular tabs, suggesting a fold line.

Business Card Holder

Business Card Holder

Who to call if you are not feeling okay:








This panel is a rectangular box with a solid black border. On the left side, there are two vertically stacked rectangular boxes with dotted borders. Each of these dotted boxes contains the text "Business Card Holder" in a light gray sans-serif font. To the right of these boxes, the text "Who to call if you are not feeling okay:" is written in a black sans-serif font. Along the top edge of the main box, there is a horizontal row of 15 small, gray, rectangular tabs, suggesting a fold line.

More questions?

You can call our IRB: (816) 701-4358


What did you think of this booklet?

This booklet:	 Strongly Disagree	 Disagree	 Neutral	 Agree	 Strongly Agree
Helped me understand why this drug works differently in different people.					
Helped me understand what a research visit is and what clinic visit is.					
Helped me understand what I would be doing at each visit.					
Helped me understand that I can choose to be, or not be in this study.					
Was useful to me as I was going through this study.					

What would be helpful in
future study booklets?



Notes





Thank you!
We can't do this without you!