

Accreditation Council for **Continuing** Medical Education (ACCME)

Dr. Steve Singer, Vice President for Education & Outreach

ACCME is the accreditor of our national CME system.

- We set evidence-based, high standards for **effective** CME
- We accredit 700 organizations that provide CME **nationally**.
- We provide oversight to 41 ACCME-Recognized State Medical Societies that accredit >1,100 organizations that provide CME **locally**.

Accreditation is...

Cultivating Education that **Transforms** Practice and Care



CME Presented by Providers Accredited in the ACCME System

Table 1. Size of the CME Enterprise—2015

n= 1,876

	Activities	Hours of instruction	Physician interactions ^{1, 2}	Other learner interactions ^{1, 2}
Courses	71,376	415,206	2,002,148	1,651,284
Regularly scheduled series	21,655	472,643	4,834,348	2,207,469
Internet (live)	3,127	7,123	63,853	189,393
Test-item writing	84	662	1,541	26
Committee learning	597	1,625	7,306	3,416
Performance improvement	521	9,346	52,256	4,651
Internet searching and learning	71	993	242,197	20,595
Internet (enduring materials)	36,893	74,538	4,840,882	6,818,549
Enduring materials (other)	8,314	47,809	972,139	431,612
Learning from teaching	123	1,372	6,612	1,661
Journal CME	5,391	7,855	1,169,640	307,538
Manuscript review	75	307	38,941	4,061
	# Providers			
Grand total 2015	1,876	148,227	1,039,479	11,640,255

CME Presented by Providers Accredited in the ACCME System

Table 1. Size of the CME Enterprise—2015

n= 1,876

	Activities	Hours of instruction	Physician interactions ^{1, 2}	Other learner interactions ^{1, 2}
Courses	71,376	415,206	2,002,148	1,651,284
Regularly scheduled series	21,655	472,643	4,834,348	2,207,469
Internet (live)	3,127	7,123	63,853	189,393
Test-item writing	84	662	1,541	26
Committee learning	597	1,625	7,306	3,416
Performance improvement	521	9,346	52,256	4,651
Internet searching and learning	71	993	242,197	20,595
Internet (enduring materials)	36,893	74,538	4,840,882	6,818,549
Enduring materials (other)	8,314	47,809	972,139	431,612
Learning from teaching	123	1,372	6,612	1,661
Journal CME	5,391	7,855	1,169,640	307,538
Manuscript review	75	307	38,941	4,061
	# Providers			
Grand total 2015	1,876	148,227	1,039,479	14,231,863

CME with keywords “gene”, “genetic”, “genomic” 2015 + 2016* data from ACCME’s Program & Activity Reporting System

208 national providers (30%)

239 local providers (20%)

(in **29** states—**70%**)

1,292 activities (0.8%)

10,512 hrs of instruction (1%)

95,430 physicians (11%**)

67,213 other learners

* 2016 data is estimated as providers are not required to submit until March 31, 2017

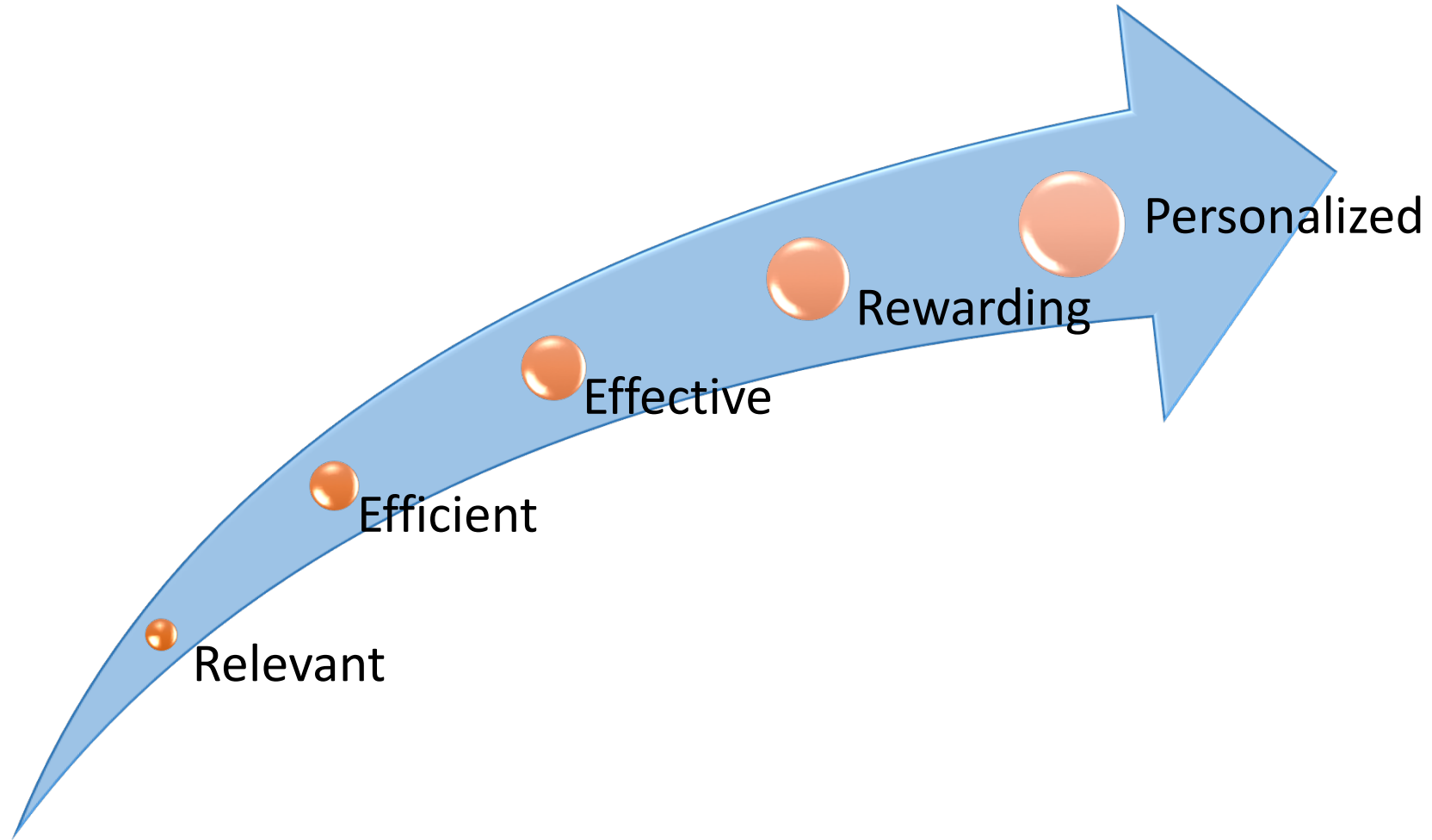
** Calculated out of roughly 850,000 practicing physicians in US



What's her motivation to integrate genomics into her practice?



Evolving, diverse learners need an **educational home** that is...



CME is **Evolving**

Timeframe:

Who with:

When:

Focus:

Outcome:

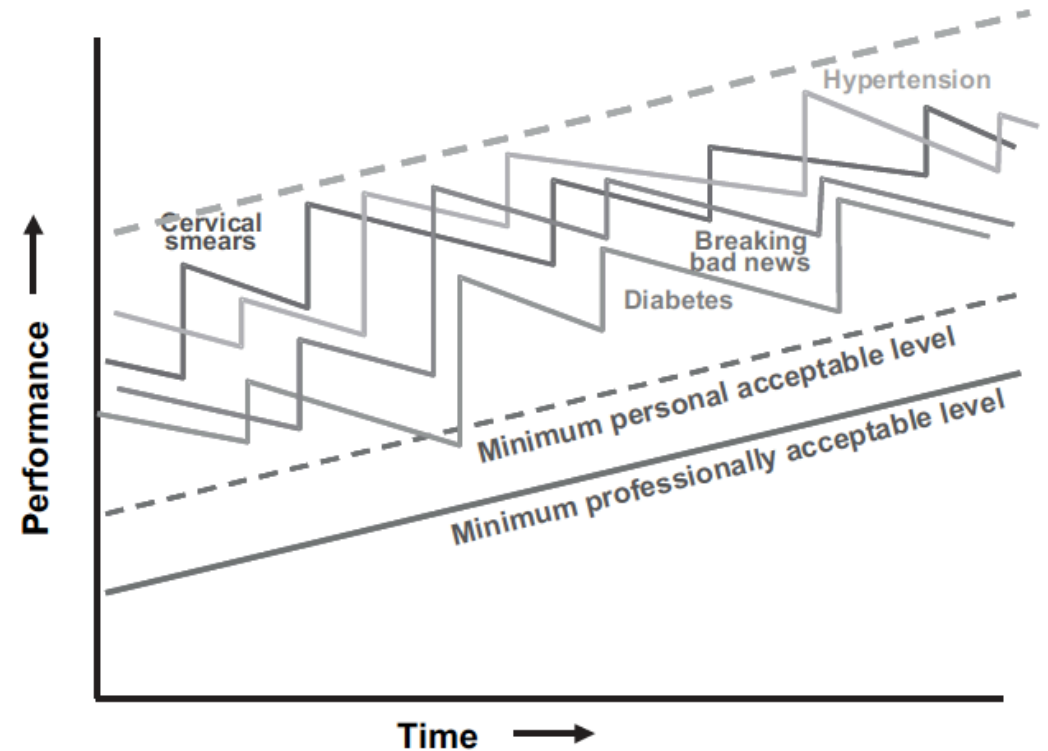
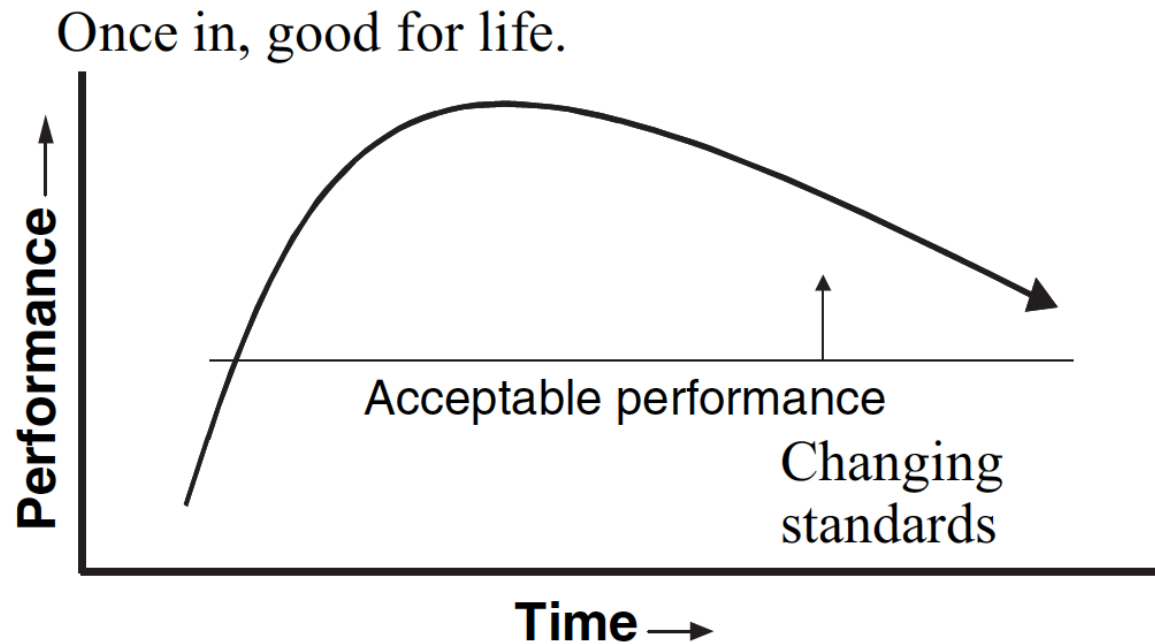
Then

- Episodic
- Alone
- Down-time
- Summative
- Attendance

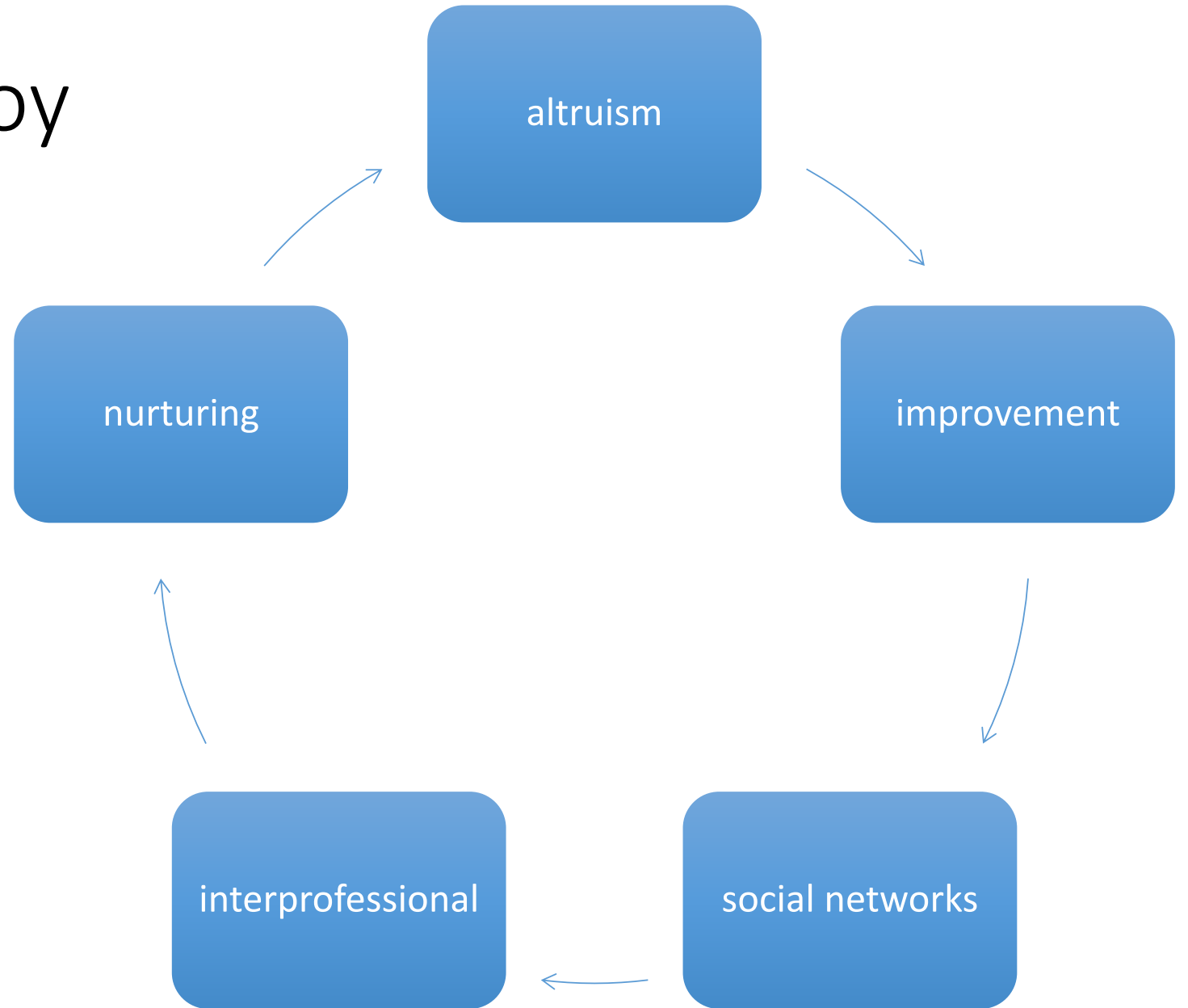
Now

- Continuous
- Together
- Just-in-time
- Formative
- Performance

Embrace **complexity** in the educational home.



Motivation and Joy



What are we **doing** about integrating genomics into practice?

<i>We have active programs addressing provider genomic literacy – here's what's working</i>	We are developing and planning programs addressing provider genomic literacy – Here's what we are doing and what we need	We are not addressing provider genomic literacy – here's why and what, if anything, we prioritize to change that
<p>150,000 CME activities/yr 26M interactions/yr with HCPs (494 interactions in last 10 mins)</p>		Goal: CME transforming healthcare
		Context: Practice-based gaps
		Mission-based limitations: Genomics one of many "gaps"
		Financial limitations: No one has extra \$\$
		Staff limitations: Eat only Kosher Food
		Engagement experience: Growing
		Timeline for shifting to active role: Now
		Requests for assistance/collaboration: ssinger@accme.org

<http://www.accme.org/find-cme-provider>